



ACCUZIP REST API CALLS

100% Cloud Based DQ and Mail Processing

Abstract

Upload Name and Address Files for CASS Certification, NCOALink Certification, Data Enhancement Services, Canadian Address Verification, Duplicate Detection, Postal Presorting, USPS Documentation, Mail.dat eDoc Output, PostalOne! Upload and print-ready CSV files

Steve Belmonte

steve@accuzip.com



PROOF OF CONCEPT FOR QUOTING, UPLOADING, CASS, NCOA, DUPLICATE DETECTION, PRESORT, MAIL.DAT, DOCUMENTATION AND PRINT FILE

ACCOUNT INFO

Use this web service call to get information about your account and access level.

- **URL**

https://cloud2.iaccutrace.com/servoy-service/rest_ws/ws_360/v2_0/INFO

- **Method:**

POST

- **Body**

Required:

<apiKey>

- **Success Response:**

- **Content:** {"account_type":"Subscription","level":"4","success":true,"active":true,"credits_remaining":{"total":"106","monthly":"96","annual":"193"},"services":"Direct Mail with EDDM and Limited 25-record Mailing Lists Test Environment","credits_used":{"total":"94","monthly":"4","annual":"7"}}

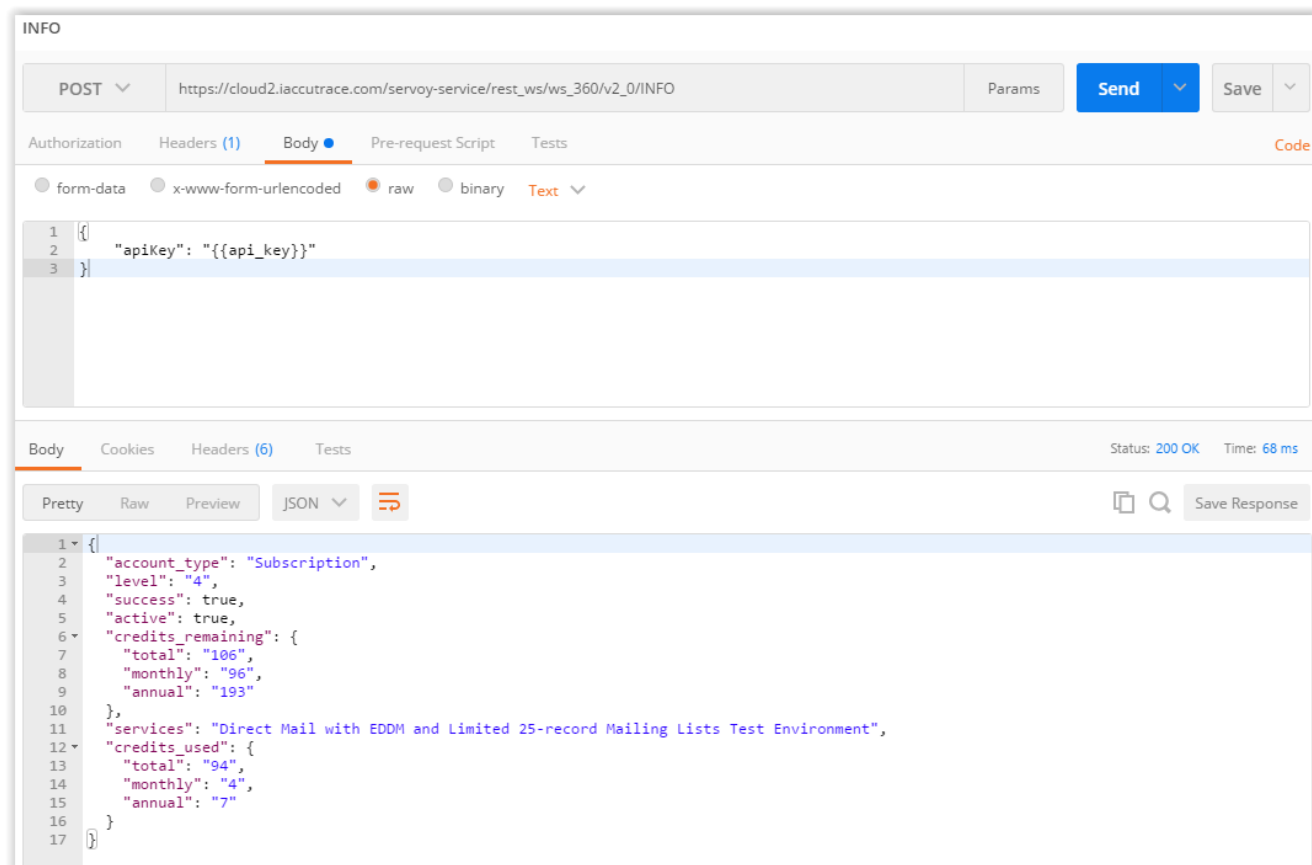
- **Error Response:**

- **Content:** {"success":false,"message":"submitted API_KEY not found <<apiKey>"}



PROOF OF CONCEPT FOR QUOTING, UPLOADING, CASS, NCOA, DUPLICATE DETECTION, PRESORT, MAIL.DAT, DOCUMENTATION AND PRINT FILE

- **Sample Call using POSTMAN – REST Client:**



- **Notes:**

Use this web service call to determine if your account is Active, number of credits remaining, number of credits used, and what level of access you have, etc...

- **Access Levels:**
 - 2 = Direct Mail
 - 3 = Direct Mail and Limited 25-record Mailing Lists Test Environment
 - 4 = Direct Mail with EDDM and Limited 25-record Mailing Lists Test Environment
 - 5 = Direct Mail with EDDM and Mailing Lists



PROOF OF CONCEPT FOR QUOTING, UPLOADING, CASS, NCOA, DUPLICATE DETECTION, PRESORT, MAIL.DAT, DOCUMENTATION AND PRINT FILE

Upload File

This Web service call will upload a file to our cloud process. **The File Extension of the file name MUST ALWAYS be ".csv", e.g., myfilename.csv.** If you upload a file with a different extension, it will be ignored and you will not be able to process it. The format of the data can be TAB, PIPE or COMMA-SEPARATED.

Two purposes for using the Upload File Web service call:

- 1) Upload a mailing list
- 2) Upload a list of 5-Digit ZIP codes and optionally CRRT codes to generate an EDDM saturated mailing list

Information to Upload a mailing list:

The file should be delimited with Tabs, Comma-Quote, PIPE, or some other consistent delimiter with each row terminated with a CRLF (Carriage Return + Line Feed) – ASCII 13 ASCII 10 (HEX 0D HEX 0A)

IMPORTANT: File must contain a minimum of 200 rows. The first row in the file must be the Header Record that describes the column in the file, e.g., contact information and address.

Required Column Names:

First	This column can contain the First and Last Name; Name Prefix, First, Middle and Last, or just the First name. Example: John Smith; Mr. John M Smith; John
Address	This column is the primary address. Example: 100 Main St; PO Box 1
City	This column can contain the City, State and Zip; City, State; or just the City name. Example: Los Angeles CA 90001; Los Angeles CA; Los Angeles

Optional Column Names: (Complete List of Column Names: <http://www.accuzip.com/files/CompleteColumnNameList.xlsx>)

Sal	This column can contain the name prefix, for example Mr; Mrs; Mr. and Mrs.
Middle	This column can contain the middle name of the contact
Last	This column can contain the last name of the contact
Address2	This column can contain secondary address information, for example Ste 200; # 200
St	This column can contain the State abbreviated name, for example CA, TX
Zip	This column can contain the ZIP or ZIP+4 code, for example 99999; 99999-9999
Urban	This column can contain the Puerto Rico Urbanization Name
Company	This column can contain the company/firm name

File Content Examples:

- ❖ Example 1 Comma Separated File:
 - "first","last","address","address2","city","st","zip"
 - "John","Smith","PO Box 7602","","St Thomas","VI","00801"
- ❖ Example 2 Comma Separated File:
 - "first","address","city"
 - "John Smith","PO Box 7602","St Thomas VI 00801"
- ❖ Example 1 PIPE Separated File:
 - "first"|"last"|"address"|"address2"|"city"|"st"|"zip"
 - "John"|"Smith"|"PO Box 7602"|"|"|"St Thomas"|"VI"|"00801"
- ❖ Example 2 PIPE Separated File:
 - first|address|city
 - John Smith|PO Box 7602|St Thomas VI 00801



PROOF OF CONCEPT FOR QUOTING, UPLOADING, CASS, NCOA, DUPLICATE DETECTION, PRESORT, MAIL.DAT, DOCUMENTATION AND PRINT FILE

Information to Upload a list of 5-Digit ZIP codes and optionally CRRT codes to generate an EDDM saturated mailing list:

This file must always be named [eddm@.csv](#) and always be delimited with commas with each row terminated with a CRLF (Carriage Return + Line Feed) – ASCII 13 ASCII 10 (HEX 0D HEX 0A). No header record is needed. The file name is: [eddm@.csv](#) and required fields are listed below. You can also use our free EDDM UI and integrate into your own website as an IFrame. See [EDDM Web Service Calls.pdf](#) for more information.

Required Columns:

- 5-Digit ZIP code This is the Low ZIP Code, or specific ZIP Code.
- 5-Digit ZIP code This is the High ZIP Code. This ZIP Code is entered only if you want a Range of ZIP Codes between the Low (above) and this ZIP Code.
- CRRT code This is the Low CRRT Code, or specific CRRT Code
- CRRT code This is the High CRRT Code. This CRRT Code is entered only if you want a Range of CRRT Codes between the Low (above) and this CRRT Code.

File Content Examples:

- ❖ Example 1 – Single ZIP Code: An EDDM mailing list will be generated for 100% of the Total Possible addresses in the ZIP Code.
 - 93422,,,
- ❖ Example 2 – Range of ZIP Codes: An EDDM mailing list will be generated for 100% of the Total Possible addresses for all valid ZIP Codes listed, including all ZIP Codes between the Low and High ZIP Codes.
 - 93422,93425,,
- ❖ Example 3 – Single ZIP Code and all City Routes: An EDDM mailing list will be generated for 100% of the Total Possible addresses in the ZIP Code for all City Routes.
 - 93422,,C000,C999
- ❖ Example 4 – Multiple ZIP Codes and specific CRRT Codes. An EDDM mailing list will be generated for 100% of the Total Possible addresses in the ZIP Codes and ZIP Code ranges listed below within the specific CRRT code or CRRT code range listed next to each ZIP Code or ZIP Code range
 - 93422,,C001,C002
 - 93423,,C001,C010
 - 93424,,C011,
 - 93401
 - 93446,93447,,

• URL

https://cloud2.iaccutrace.com/ws_360_webapps/v2_0/uploadProcess.jsp?manual_submit=false

• Method:

POST

• URL Params

Required:

manual_submit=false



PROOF OF CONCEPT FOR QUOTING, UPLOADING, CASS, NCOA, DUPLICATE DETECTION, PRESORT, MAIL.DAT, DOCUMENTATION AND PRINT FILE

- **Required Data Params** (The order of the data params is extremely important. See Postman example below.)

backOfficeOption	json
apiKey	GUID key provided with your account. See additional comments (below)
callbackURL	http://mysite.com/getAccuzipCallback.php . See additional comments (below)
guid	
file	filepath

- **Additional Data Params**

dataQualityResults	false OR
--------------------	----------

See "New dataQualityResults JSON Property Settings" below

dataQualityResults_CASS	false
dataQualityResults_NCOA	false
dataQualityResults_NCOA_DUPS_01	false
dataQualityResults_NCOA_DUPS_02	false
dataQualityResults_NCOA_DUPS_03	false
dataQualityResults_DUPS_01	false
dataQualityResults_DUPS_02	false
dataQualityResults_DUPS_03	false

des_credits	false
col_address	Header Field Name for Mailing Address, e.g., my address*
col_address2	Header Field Name for Secondary Address, e.g., my adr2*
col_city	Header Field Name for City name, e.g., my city*
col_st	Header Field Name for State abbreviation, e.g., my state*
col_zip	Header Field Name for ZIP Code or ZIP+4 or Postalcode, e.g., my zip code*
list_owner_paf_id	PAF ID assigned by AccuZIP to process files through our Licensed NCOALink service

* The Field Names here must match exactly (not case sensitive) with the first row (Header) field names for the address components.

* You can only use one of the dataQualityResults settings. The dataQualityResults_* settings return a different JSON output with accurate postage totals vs. the dataQualityResults which returns approximate postage costs.

- **Additional Data Params Description**

- dataQualityResults If set to **true** (not recommended) our service will automatically DPV Confirm addresses after upload has completed. Data Quality (DQ) results will appear in the GET QUOTE. The DQ results will help you determine the quality. See GET QUOTE for the DQ return values. **This process only returns a few summary values and does not replace the GET CASS call. Setting this value to true does not produce any detail output and is an unnecessary option for most scenarios. Our recommendation is to set this as false.**
- des_credits Setting this value to **true** will trigger the GET QUOTE to return the number of credits that you have in your account.



PROOF OF CONCEPT FOR QUOTING, UPLOADING, CASS, NCOA, DUPLICATE DETECTION, PRESORT, MAIL.DAT, DOCUMENTATION AND PRINT FILE

- Additional information on DES Services: <http://accuzip.com/products/des/index.htm>

- **Success Response:**

- **Content:** {"success360Import":true,"quote_started":true,"cass_started":false,"guid":"7ebb2c37-648b-4f6e-aa6d-240dc55aef2c"}

- **Error Response:**

- **Content:** {"success":false,"message":"ERROR Invalid API Key!"}

- **New dataQualityResults JSON Property Settings:**

When you use one of these JSON properties in the UPLOAD FILE call, the GET QUOTE result will contain new JSON properties for the Postage and Rate Categories.

Note: Use only one of these settings in the UPLOAD FILE

- CASS ONLY
`dataQualityResults_CASS` *true*
- CASS AND NCOA ONLY
`dataQualityResults_NCOA` *true*
- CASS AND NCOA AND DUPLICATE DETECTION BY ADDRESS AND COMPANY ONLY
`dataQualityResults_NCOA_DUPS_01` *true*
- CASS AND NCOA AND DUPLICATE DETECTION BY ADDRESS AND FIRST AND LAST NAME ONLY
`dataQualityResults_NCOA_DUPS_02` *true*
- CASS AND NCOA AND DUPLICATE DETECTION BY ADDRESS AND HOUSEHOLD NAME ONLY
`dataQualityResults_NCOA_DUPS_03` *true*
- CASS AND DUPLICATE DETECTION BY ADDRESS AND HOUSEHOLD NAME ONLY
`dataQualityResults_DUPS_01` *true*
- CASS AND DUPLICATE DETECTION BY ADDRESS AND HOUSEHOLD NAME ONLY
`dataQualityResults_DUPS_02` *true*
- CASS AND DUPLICATE DETECTION BY ADDRESS AND HOUSEHOLD NAME ONLY
`dataQualityResults_DUPS_03` *true*

Note: See GET QUOTE for new JSON result when any of these values are set to *true*.



PROOF OF CONCEPT FOR QUOTING, UPLOADING, CASS, NCOA, DUPLICATE DETECTION, PRESORT, MAIL.DAT, DOCUMENTATION AND PRINT FILE

- **Sample Call using POSTMAN – REST Client:**

The screenshot shows a REST client interface with a POST request configured. The URL is `{{serverURL}}/ws_360_webapps/{{ver}}/uploadProcess.jsp?manual_submit=false`. The request body is in JSON format with the following fields:

Key	Value	Type
backOfficeOption	json	Text
apiKey	039DEF9F-1035-4403-814D-94FC7D0D07F0	Text
callbackURL	http://www.accuzip.com	Text
guid	value	Text
file	sample01.csv	File
key	value	Text

The response status is 200 OK with a time of 143 ms. The response body is shown in JSON format:

```
{ "success360Import": true, "quote_started": true, "cass_started": false, "guid": "8c739309-1124-4da2-8cf9-38fd62bf6e50" }
```




PROOF OF CONCEPT FOR QUOTING, UPLOADING, CASS, NCOA, DUPLICATE DETECTION, PRESORT, MAIL.DAT, DOCUMENTATION AND PRINT FILE

- **Sample Call with “Additional Data Params” using POSTMAN – REST Client:**

The screenshot shows the Postman REST Client interface for a POST request. The URL is `{{serverURL}}/ws_360_webapps/{{ver}}/uploadProcess.jsp?manual_submit=false`. The request body is configured as `form-data` with the following parameters:

Parameter	Value	Type
backOfficeOption	{{pBackOffice}}	Text
apiKey	{{api_key}}	Text
callbackURL	{{serverURL}}/360_callBack_web_hook/callback.jsp	Text
guid	value	Text
file	Choose Files sample01.csv	File
dataQualityResults	true	Text
col_address	my address	Text
col_city	my city	Text
col_st	my state	Text
col_zip	my zip code	Text
key	value	Text

- **Notes:**

Basically, the file you are uploading must be an ASCII Text file where each row is terminated with a CRLF and the columns are delimited using a consistent delimiter. If you are creating a Comma Separated file, then make sure that the columns are also surrounded by Quotes so that if there are commas in the actual data, the columns end up in the correct spot. The Column Header Names should conform to the names listed above, however, you can have additional column names using whatever naming convention you would like.

callback in form data: For example, if you specify: <http://mysite.com/getAccuzipCallback.php>, our Web service will do an HTTP GET to: <http://mysite.com/getAccuzipCallback.php?guid=<guid>> (“<guid>” is the guid returned in the JSON object in the “Upload File” POST REST API call) when one of the GET REST API calls are finished processing in the AccuZIP Cloud. This allows your Web service to get notified the job was complete, which could then fire off other REST calls to us to get the available PDF or CSV files that contain the Postal Documentation and Print Ready data. This technique is also known as “WebHooks”. Which essentially means user-defined callbacks. So we are allowing you to tell us where you want the callback to go to.



PROOF OF CONCEPT FOR QUOTING, UPLOADING, CASS, NCOA, DUPLICATE DETECTION, PRESORT, MAIL.DAT, DOCUMENTATION AND PRINT FILE

GET REST API calls that support the HTTP GET callBack:

Presort Postal Discount

https://cloud2.iacutrace.com/servoy-service/rest_ws/ws_360/v2_0/job/<guid>/PRESORT

CASS Certify Only

https://cloud2.iacutrace.com/servoy-service/rest_ws/ws_360/v2_0/job/<guid>/CASS

CASS Certify and NCOALink (Change of Address)

https://cloud2.iacutrace.com/servoy-service/rest_ws/ws_360/v2_0/job/<guid>/NCOA

CASS Certification, NCOALink, Duplicate Detection, Presort

https://cloud2.iacutrace.com/servoy-service/rest_ws/ws_360/v2_0/job/<guid>/CASS-NCOA-DUPS-PRESORT

- Duplicates are detected by ADDRESS

https://cloud2.iacutrace.com/servoy-service/rest_ws/ws_360/v2_0/job/<guid>/CASS-NCOA-DUPS_01-PRESORT

- Duplicates are detected by ADDRESS

https://cloud2.iacutrace.com/servoy-service/rest_ws/ws_360/v2_0/job/<guid>/CASS-NCOA-DUPS_02-PRESORT

- Duplicates are detected by FIRST AND LAST NAME

https://cloud2.iacutrace.com/servoy-service/rest_ws/ws_360/v2_0/job/<guid>/CASS-NCOA-DUPS_03-PRESORT

- Duplicates are detected by HOUSEHOLD NAME

CASS Certification, Duplicate Detection, Presort

https://cloud2.iacutrace.com/servoy-service/rest_ws/ws_360/v2_0/job/<guid>/CASS-DUPS-PRESORT

- Duplicates are detected by ADDRESS, and if provided, also by COMPANY

https://cloud2.iacutrace.com/servoy-service/rest_ws/ws_360/v2_0/job/<guid>/CASS-DUPS_01-PRESORT

- Duplicates are detected by ADDRESS

https://cloud2.iacutrace.com/servoy-service/rest_ws/ws_360/v2_0/job/<guid>/CASS-DUPS_02-PRESORT

- Duplicates are detected by FIRST AND LAST NAME

https://cloud2.iacutrace.com/servoy-service/rest_ws/ws_360/v2_0/job/<guid>/CASS-DUPS_03-PRESORT

- Duplicates are detected by HOUSEHOLD NAME

CASS Certify and NCOALink (Change of Address) and Presort

https://cloud2.iacutrace.com/servoy-service/rest_ws/ws_360/v2_0/job/<guid>/CASS-NCOA-PRESORT

CASS Certify and Presort

https://cloud2.iacutrace.com/servoy-service/rest_ws/ws_360/v2_0/job/<guid>/CASS-PRESORT



PROOF OF CONCEPT FOR QUOTING, UPLOADING, CASS, NCOA, DUPLICATE DETECTION, PRESORT, MAIL.DAT, DOCUMENTATION AND PRINT FILE

Alternate method to callBack: If your programming language does not support a HTTP GET callBack, use the GET QUOTE RESTful web service call to know the status of the backend process. Each time you call GET QUOTE after calling the following GET RESTful web service calls:

- CASS Certification, NCOALink, Presort
- CASS Certification, Duplicate Detection, Presort
- CASS Certification, NCOALink, Presort
- CASS Certification, Presort
- CASS Certification, NCOALink, Duplicate Detection, Presort

Use these JSON objects to determine what process is running and when the entire process is completed.

"task_name":"FINISHED",

- This describes what task is currently, e.g., OPTIMIZING; CASS CERTIFY; NCOALINK; DUPLICATE DETECTION; PRESORT; CONTAINER TAGS; POSTAL DOCUMENTATION; CREATING UNIQUE IMB; CREATING OUTPUT; FINALIZING; FINISHED

"task_percentage_completed":"100",

- Currently, for all processes, this value is either 0 or 100, which indicates it has Started or Finished

"task_state":"FINISHED",

- This JSON object value will return FINISHED only when the “Presort Postal Discount” or “CASS Certification, NCOALink, Duplicate Detection, Presort” is completely finished and the documentation and print ready files are ready to download.



PROOF OF CONCEPT FOR QUOTING, UPLOADING, CASS, NCOA, DUPLICATE DETECTION, PRESORT, MAIL.DAT, DOCUMENTATION AND PRINT FILE

Get Quote (Approximate Values)

Use this web service call after a file has been uploaded to our Cloud. This GET web service call will return a quote for the approximate postage amount the user will save vs. what they would have paid if they did not clean, standardize and presort their list.

- URL**

https://cloud2.iaccutrace.com/servoy-service/rest_ws/ws_360/v2_0/job/<guid>/QUOTE

- Method:**

GET

- URL Params**

Required:

<guid>

- Success Response:**

- Content:**

```
{ "task_name": "FINISHED", "First_Class_Flat": "$619", "task_percentage_completed": "100", "Estimated_Postage_Standard_Card": "$549", "Estimated_Postage_Standard_Letter": "$549", "format": "", "task_state": "FINISHED", "First_Class_Card": "$154", "Estimated_Postage_First_Class_Card": "$526", "drop_zip": "", "First_Class_Letter": "$132", "total_presort_records": "", "Estimated_Postage_Standard_Flat": "$936", "Standard_Card": "$382", "total_postage": "", "Standard_Letter": "$382", "Estimated_Postage_First_Class_Flat": "$1,262", "success": true, "presort_class": "", "total_records": "2,001", "Estimated_Postage_First_Class_Letter": "$799", "mail_piece_size": "", "Standard_Flat": "$945", "postage_saved": "" }
```
- Content when using “Additional Data Params” in Upload File:**

```
{ "dq_dpvhsa_d": "11", "dq_dpvhsv": "19", "Estimated_Postage_Standard_Card": "$548", "Estimated_Postage_Standard_Letter": "$548", "First_Class_Card": "$154", "dq_message": "DQ results have been calculated successfully", "Estimated_Postage_First_Class_Card": "$526", "dq_dpvhsa_n": "27", "First_Class_Letter": "$132", "Standard_Card": "$382", "dq_dpvhsa_s": "56", "total_postage": "", "presort_class": "", "total_records": "2,000", "dq_dpvhsa_y": "1906", "mail_piece_size": "", "First_Class_Flat": "$619", "format": "", "drop_zip": "", "total_presort_records": "", "Estimated_Postage_Standard_Flat": "$935", "Standard_Letter": "$382", "Estimated_Postage_First_Class_Flat": "$1,261", "success": true, "Estimated_Postage_First_Class_Letter": "$798", "Standard_Flat": "$945", "postage_saved": "", "des_credits": "0" }
```
- Content when using the new dataQualityResults_???? “Additional Data Params” in Upload File:**

```
{ "dq_dpvhsa_s": "70", "First_Class": { "flat": { "postage": "1126.12", "AB": "91", "PRESORT": "0", "MB": "30", "savings": "846.88", "SB": "470", "SP": "27", "3B": "1355" }, "letter": { "postage": "812.98", "AB": "1186", "PRESORT": "0", "MB": "760", "savings": "114.33", "5B": "0", "SP": "27", "3B": "0" } }, "card": { "postage": "529.70", "AB": "1186", "PRESORT": "0", "MB": "760", "savings": "160.85", "5B": "0", "SP": "27", "3B": "0" } }, "Nonprofit": { "flat": { "AB": "77", "AD": "8", "HP": "0", "5B": "607", "CR": "0", "3B": "1233", "5D": "0", "postage": "603.20", "3D": "3", "MB": "29", "MD": "16", "savings": "1369.80", "WS": "0", "HD": "0", "SP": "0" }, "letter": { "AB": "1186", "AD": "0", "HP": "0", "5B": "0", "CR": "0", "3B": "0", "5D": "0", "postage": "321.97", "3D": "0", "MB": "787", "MD": "0", "savings": "605.34", "WS": "0", "HD": "0", "SP": "0" } } }, "Duplicates": { "found": "20", "description": "by Address and First and Last Name", "setting": "2" }, "dq_dpvhsa_d": "11", "dq_dpvhsv": "31", "NCOALink": { "months_19_48": "205", "matches": "296", "months_1_18": "91", "moved_no_forwarding": "7" }, "success": true, "dq_dpvhsa_y": "1892", "dq_message": "DQ results have been calculated successfully", "Standard": { "flat": { "AB": "77", "AD": "8", "HP": "0", "5B": "607", "CR": "0", "3B": "1233", "5D": "0", "postage": "930.72", "3D": "3", "MB": "29", "MD": "16", "savings": "1042.28", "WS": "0", "HD": "0", "SP": "0" }, "letter": { "AB": "1186", "AD": "0", "HP": "0", "5B": "0", "CR": "0", "3B": "0", "5D": "0", "postage": "548.86", "3D": "0", "MB": "787", "MD": "0", "savings": "378.45", "WS": "0", "HD": "0", "SP": "0" } } }, "dq_dpvhsa_n": "27" }
```



PROOF OF CONCEPT FOR QUOTING, UPLOADING, CASS, NCOA, DUPLICATE DETECTION, PRESORT, MAIL.DAT, DOCUMENTATION AND PRINT FILE

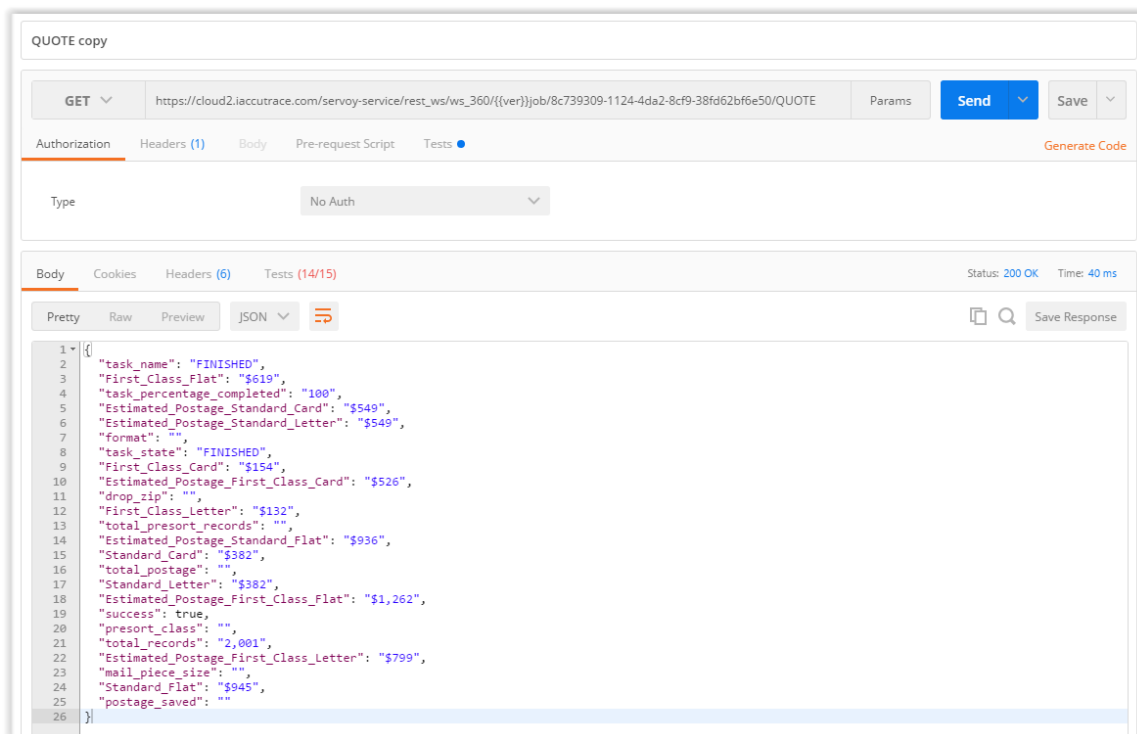
- **Content for EDDM list request upload**

```
{"postage_saved":"","total_postage":"","drop_zip":"","Total_Possible":"12,809","Standard_Letter":"$3,612","Standard_Flat":"$9,837","format":"","mail_piece_size":"","Total_Residential":"11,935","success": true, "presort_class":""}
```

- **Error Response:**

☐ **Content:** {"message":"QUOTE is still processing.", "success": false}

- **Sample Call using POSTMAN – REST Client:**



- **Notes:**

You can use the Mail Class and Size Object, e.g., Standard Letter to get the savings. Savings is based on if the customer did not clean, standardize and presort their list using this service and would be forced to mail at First-Class Single Piece Rate. So the Standard Letter savings is \$402 as compared with a 1oz. First-Class Letter mailed at full single-piece postage.



PROOF OF CONCEPT FOR QUOTING, UPLOADING, CASS, NCOA, DUPLICATE DETECTION, PRESORT, MAIL.DAT, DOCUMENTATION AND PRINT FILE

- **Data Quality (DQ) Result Descriptions:**

- "dq_message": "DQ results have been calculated successfully",
 - DQ Message
- "dq_dpvhsa_y": "1906",
 - Address was DPV confirmed for both primary and (if present) secondary numbers.
- "dq_dpvhsa_d": "11",
 - Address was DPV confirmed for the primary number only, and Secondary number information was missing.
- "dq_dpvhsa_s": "56",
 - Address was DPV confirmed for the primary number only, and secondary number information was present but unconfirmed.
- "dq_dpvhsa_n": "27",
 - Both Primary and (if present) Secondary number information failed to DPV Confirm.
- "dq_dpvhsv": "19",
 - Address is Vacant for at least 90-days



PROOF OF CONCEPT FOR QUOTING, UPLOADING, CASS, NCOA, DUPLICATE DETECTION, PRESORT, MAIL.DAT, DOCUMENTATION AND PRINT FILE

CASS Certification

Use this web service call to clean and standardize all of the addresses in the file. This web service call must be called after the file has been uploaded successfully and before the NCOALink, Duplicate Detection or Presort web service calls.

- **URL**

https://cloud2.iaccutrace.com/servoy-service/rest_ws/ws_360/v2_0/job/<guid>/CASS

- **Method:**

GET

- **URL Params**

Required:

<guid>

- **Success Response:**

- **Content:** {"Addresses":{"Rows":[]},"NoFilteredRows":0,"TotalRows":0,"success":true}

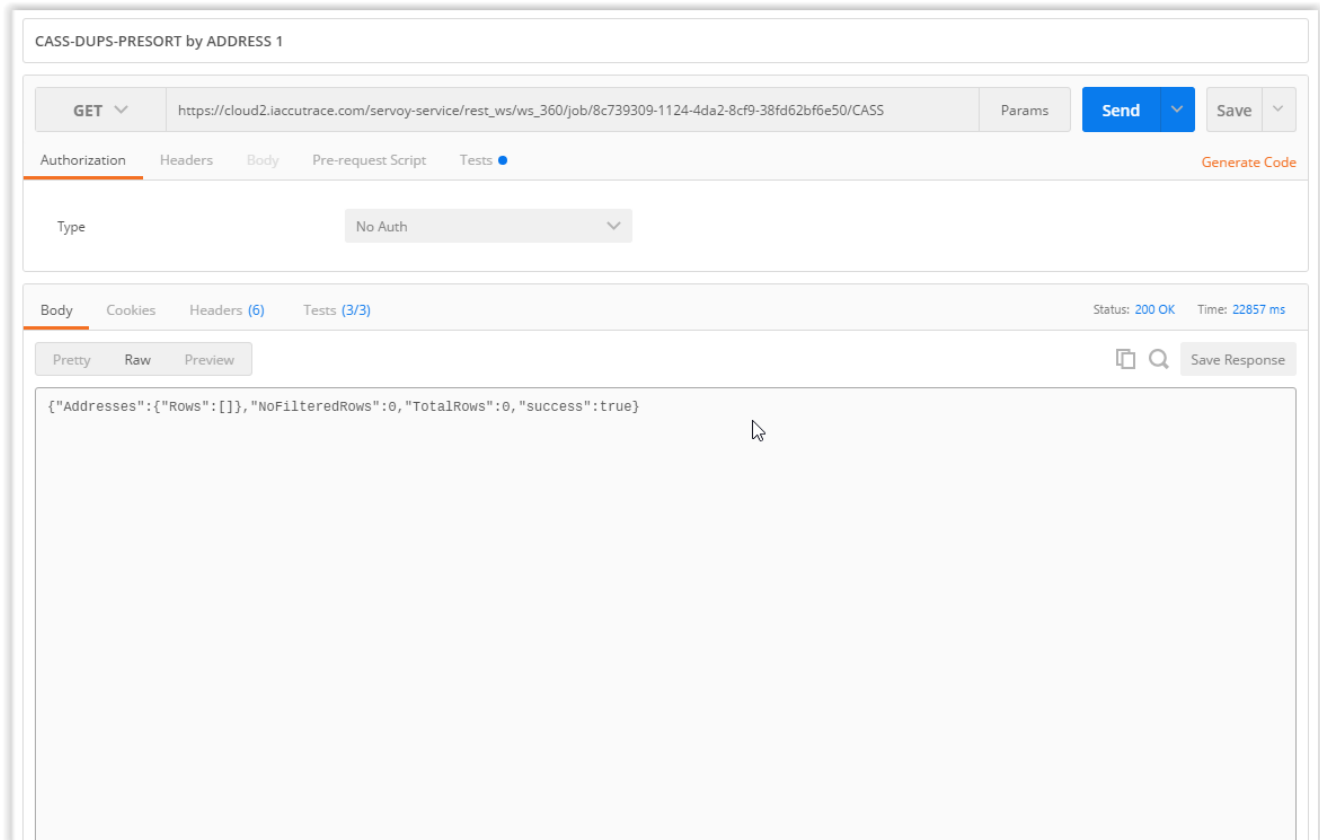
- **Error Response:**

- **Content:** HTTP 500 – INTERNAL_SERVER_ERROR



PROOF OF CONCEPT FOR QUOTING, UPLOADING, CASS, NCOA, DUPLICATE DETECTION, PRESORT, MAIL.DAT, DOCUMENTATION AND PRINT FILE

- **Sample Call using POSTMAN – REST Client:**



- **Notes:**

It is important to note that you should never call the NCOALink, Duplicate Detection or Presort web services call before the CASS Certification web service call returns <"success"=true>.



PROOF OF CONCEPT FOR QUOTING, UPLOADING, CASS, NCOA, DUPLICATE DETECTION, PRESORT, MAIL.DAT, DOCUMENTATION AND PRINT FILE

NCOALink Certification

Use this web service call to process the names and addresses that have been previously CASS Certified, through our Licensed NCOALink process for Change of Address matching. Prior to processing any Mailing List through our Licensed NCOA^{Link} AccuZIP Inc. must have a fully executed Processing Acknowledgment Form (PAF) on file for each List Owner submitting a Mailing List.

Our electronic PAF can be completed at: <http://accuzip.com/products/ncoalink/paf/new>

- **URL**

https://cloud2.iaccutrace.com/servoy-service/rest_ws/ws_360/v2_0/job/<guid>/NCOA

- **Method:**

GET

- **URL Params**

Required:

<guid>

- **Success Response:**

- **Content:** {"success":true}

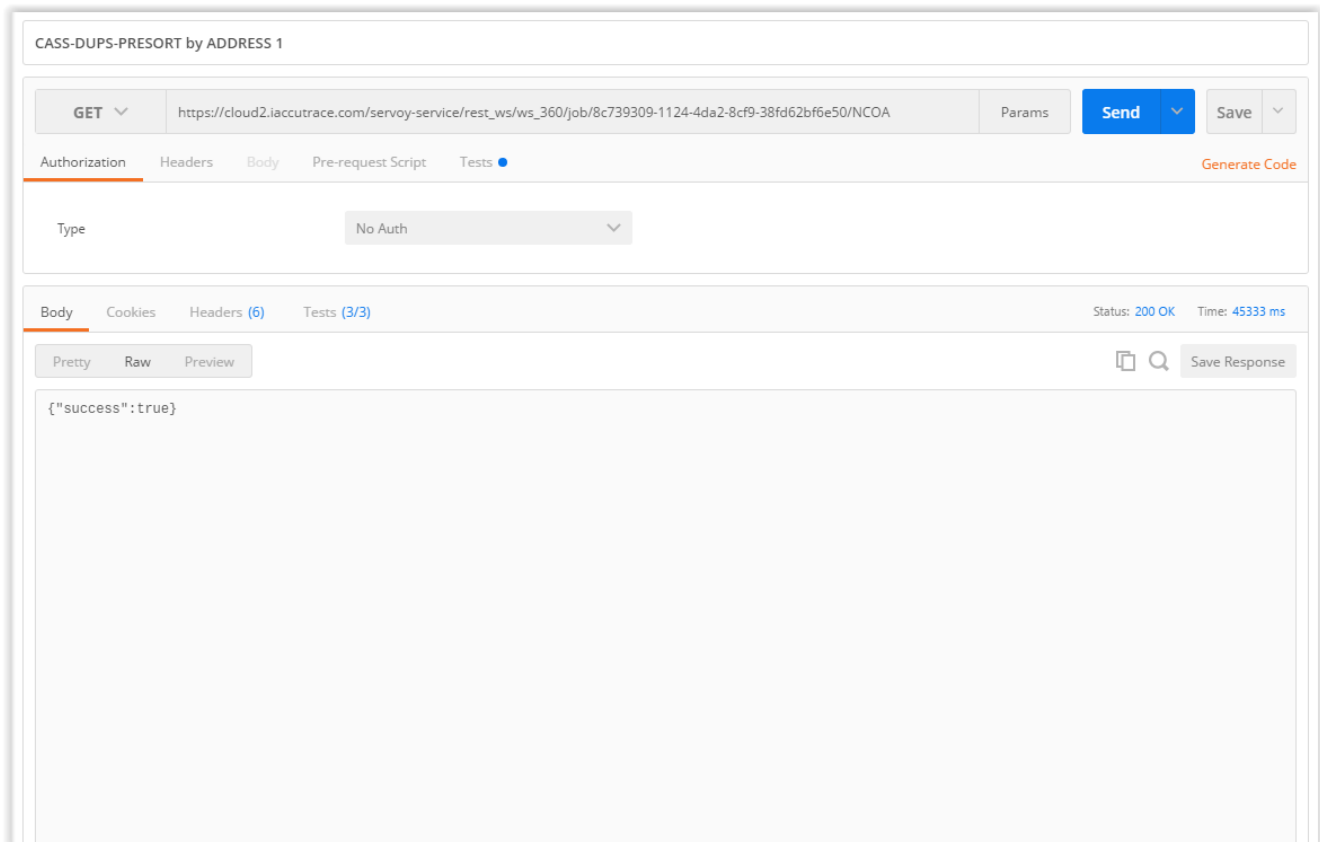
- **Error Response:**

- **Content:** HTTP 500 – INTERNAL_SERVER_ERROR



PROOF OF CONCEPT FOR QUOTING, UPLOADING, CASS, NCOA, DUPLICATE DETECTION, PRESORT, MAIL.DAT, DOCUMENTATION AND PRINT FILE

- **Sample Call using POSTMAN – REST Client:**



- **Notes:**

It is important to note that you should only use the NCOALink web service after you have called the CASS Certification web service and received a `<"success"=true>`.



PROOF OF CONCEPT FOR QUOTING, UPLOADING, CASS, NCOA, DUPLICATE DETECTION, PRESORT, MAIL.DAT, DOCUMENTATION AND PRINT FILE

Duplicate Detection

Use this web service call to remove duplicate records from the CASS Certified and NCOALink Certified file. This will ensure that only one mail-piece is mailed to an address, person, household or company.

- **URL**

https://cloud2.iaccutrace.com/servoy-service/rest_ws/ws_360/v2_0/job/<guid>/DUPS/<duplicateSubType>

- **Method:**

GET

- **URL Params**

Required:

<guid>

<duplicateSubType>

- 01 Address Only and if exists, Company
- 02 First and Last name
- 03 Household name

- **Success Response:**

- **Content:** {"success": true}

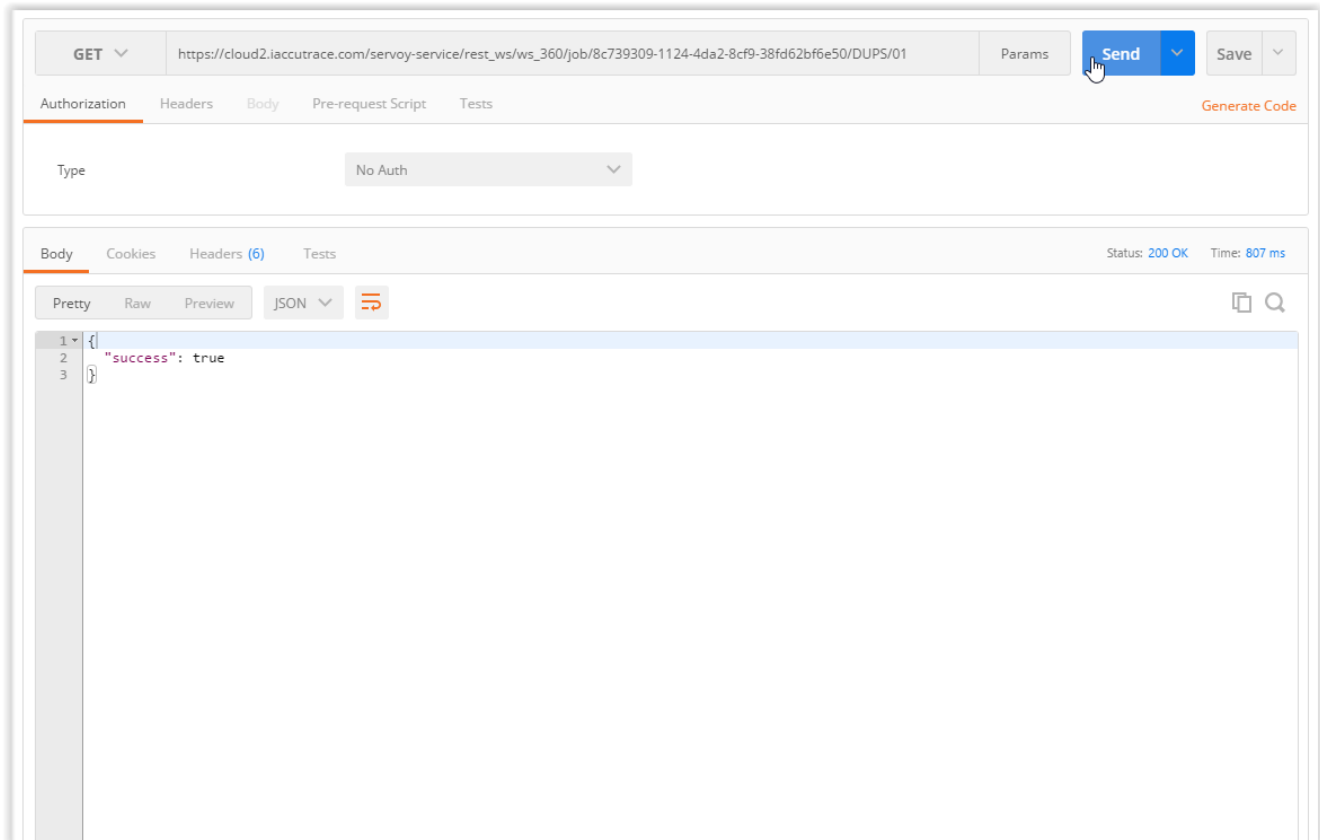
- **Error Response:**

- **Content:** {"message": "Missing filter value", "success": false}



PROOF OF CONCEPT FOR QUOTING, UPLOADING, CASS, NCOA, DUPLICATE DETECTION, PRESORT, MAIL.DAT, DOCUMENTATION AND PRINT FILE

- **Sample Call using POSTMAN – REST Client:**



- **Notes:**

This web service call is optional. If the customer wants to mail to 100% of the list, then do not make this web service call.



PROOF OF CONCEPT FOR QUOTING, UPLOADING, CASS, NCOA, DUPLICATE DETECTION, PRESORT, MAIL.DAT, DOCUMENTATION AND PRINT FILE

Update Quote

Use this web service call to update the object returned with the “Quote”, e.g., Class of Mail, Piece Size, etc... It is necessary to make a call to this web service before calling the Presort web service. Otherwise, the Presort web service will not know what Class of Mail or Piece Size you want to use for the presort.

IMPORTANT: For EDDM mailings, you must set the following JSON objects to these specific settings: "presort_class": "STANDARD MAIL (EDDM)", and "mail_piece_size": "LETTER", or "mail_piece_size": "FLAT"

- **URL**

https://cloud2.iaccutrace.com/servoy-service/rest_ws/ws_360/v2_0/job/<guid>/QUOTE

- **Method:**

PUT

- **URL Params**

Required:

<guid>

- **Header Params**

Accept application/json or application/xml

- **Data Params**

See available settings: http://www.accuzip.com/files/json_values.xlsx

See JSON example: http://www.accuzip.com/files/json_values_example.json

- **Success Response:**

○ **Content:** HTTP 200 - OK

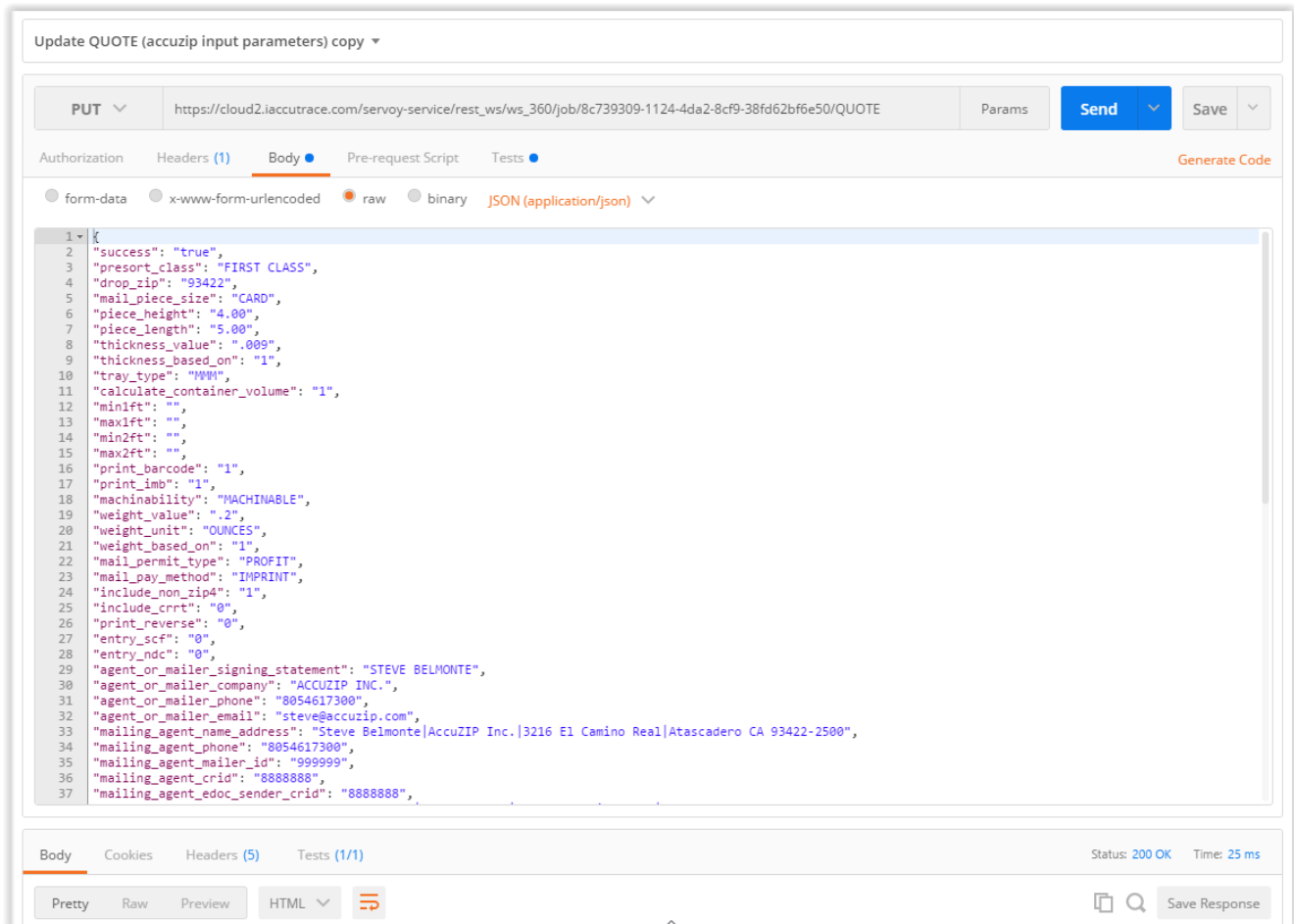
- **Error Response:**

○ **Content:** HTTP 404 – NOT_FOUND



PROOF OF CONCEPT FOR QUOTING, UPLOADING, CASS, NCOA, DUPLICATE DETECTION, PRESORT, MAIL.DAT, DOCUMENTATION AND PRINT FILE

Sample Call using POSTMAN – REST Client:



- Notes:**

To reiterate, it is very important this Update Quote web service be called before the Presort or All-In-One web service. The Update Quote web service only needs to be called once in order to update the “presort_class”, “drop_zip” and “mail_piece_size” objects, and then again if any of these values change.

- How to change mail-piece or presort attributes and presort again:**

Use the Update Quote after the initial process is completed to change/update any of the mail-piece or presort attributes, and then call the Presort or All-In-One web service call to update the postal documentation (PDF) and print file (CSV)



PROOF OF CONCEPT FOR QUOTING, UPLOADING, CASS, NCOA, DUPLICATE DETECTION, PRESORT, MAIL.DAT, DOCUMENTATION AND PRINT FILE

Presort Postal Discounts

Use this web service call to process addresses that have been CASS Certified through our Cloud Presort engine to claim the lowest postage rates. Our Cloud Presort supports all Classes of Mail and mail-piece sizes, including mixed weight manifest and drop shipment. However, for this initial proof of concept, we are releasing the most popular Cloud Presort options, First-Class and Standard Mail Letters and Flats.

The Cloud Presort settings are controlled by the “Replace Quote” web service call (above).

- **URL**

https://cloud2.iaccutrace.com/servoy-service/rest_ws/ws_360/v2_0/job/<guid>/PRESORT

- **Method:**

GET

- **URL Params**

Required:

<guid>

- **Success Response:**

- **Content:** {"success":true}

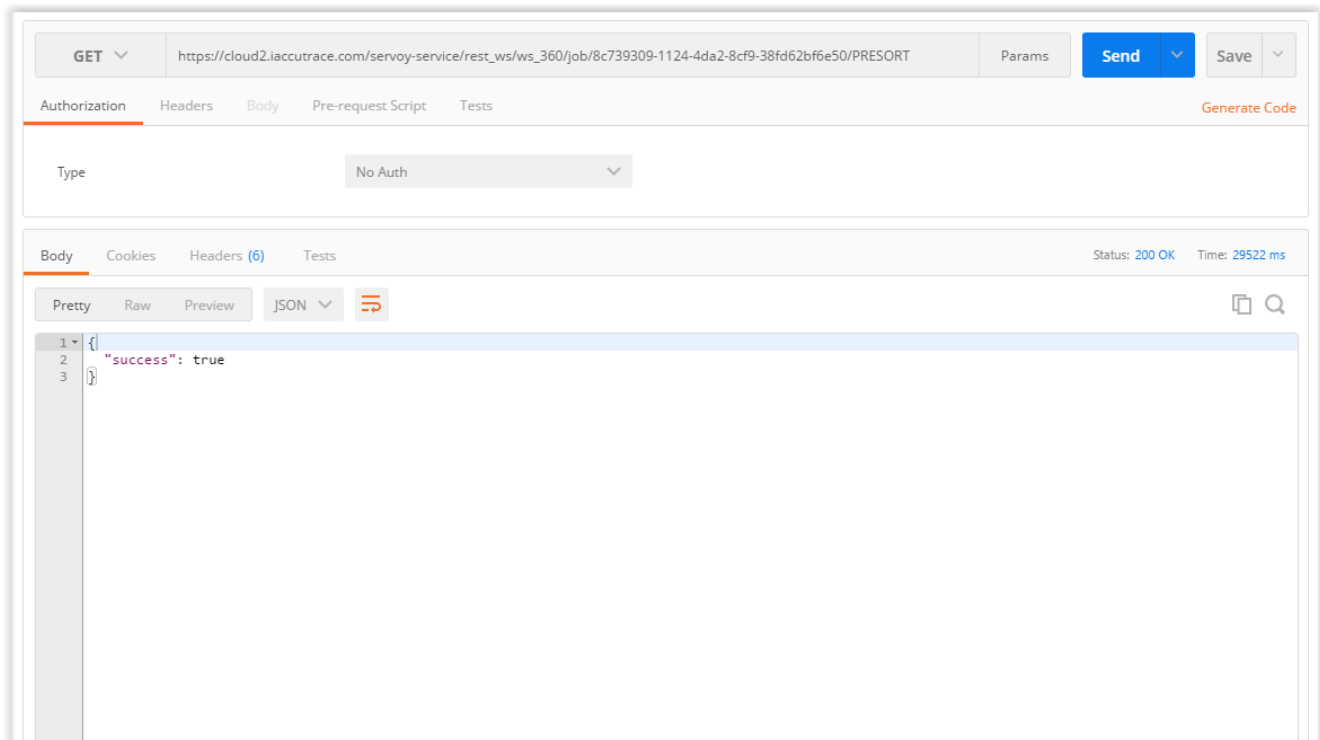
- **Error Response:**

- **Content:** {"callback":{"message":"Missing info file.,"success":false},"success":true}



PROOF OF CONCEPT FOR QUOTING, UPLOADING, CASS, NCOA, DUPLICATE DETECTION, PRESORT, MAIL.DAT, DOCUMENTATION AND PRINT FILE

- **Sample Call using POSTMAN – REST Client:**



- **Notes:**

After calling the Presort web service, wait for the response before calling it again. You would only call the Presort web service call again if you updated the Quote information using the “Replace Quote” web service call with new information.



PROOF OF CONCEPT FOR QUOTING, UPLOADING, CASS, NCOA, DUPLICATE DETECTION, PRESORT, MAIL.DAT, DOCUMENTATION AND PRINT FILE

CASS Certification, NCOALink, Duplicate Detection, Presort

Use this web service call to clean and standardize all of the addresses in the file; process the names and addresses that have been previously CASS Certified, through our Licensed NCOALink process for Change of Address matching; remove duplicate records from the CASS Certified and NCOALink Certified file; process addresses that have been CASS Certified through our Cloud Presort engine to claim the lowest postage rates; generate the USPS Documentation in PDF format; and generate the print-ready CSV file. This web service performs all size processes with one call.

Before you can use this REST API call, you must first upload the file (see Upload File) and PUT the JSON object (see Update Quote) that will contain all of the mail-piece characteristics and mailer information (TBA).

- **URL**

CASS Certify, NCOALink, Duplicate Detection and Presort

https://cloud2.iacutrace.com/servoy-service/rest_ws/ws_360/v2_0/job/<guid>/CASS-NCOA-DUPS-PRESORT
https://cloud2.iacutrace.com/servoy-service/rest_ws/ws_360/v2_0/job/<guid>/CASS-NCOA-DUPS_01-PRESORT
https://cloud2.iacutrace.com/servoy-service/rest_ws/ws_360/v2_0/job/<guid>/CASS-NCOA-DUPS_02-PRESORT
https://cloud2.iacutrace.com/servoy-service/rest_ws/ws_360/v2_0/job/<guid>/CASS-NCOA-DUPS_03-PRESORT

CASS Certify, Duplicate Detection and Presort

https://cloud2.iacutrace.com/servoy-service/rest_ws/ws_360/v2_0/job/<guid>/CASS-DUPS-PRESORT
https://cloud2.iacutrace.com/servoy-service/rest_ws/ws_360/v2_0/job/<guid>/CASS-DUPS_01-PRESORT
https://cloud2.iacutrace.com/servoy-service/rest_ws/ws_360/v2_0/job/<guid>/CASS-DUPS_02-PRESORT
https://cloud2.iacutrace.com/servoy-service/rest_ws/ws_360/v2_0/job/<guid>/CASS-DUPS_03-PRESORT

CASS Certify, NCOALink and Presort

https://cloud2.iacutrace.com/servoy-service/rest_ws/ws_360/v2_0/job/<guid>/CASS-NCOA-PRESORT

CASS Certify and Presort

https://cloud2.iacutrace.com/servoy-service/rest_ws/ws_360/v2_0/job/<guid>/CASS-PRESORT

- DUPS or DUPS01
 - Duplicates are detected by ADDRESS, and if provided, also by COMPANY
- DUPS02
 - Duplicates are detected by FIRST AND LAST NAME
- DUPS03
 - Duplicates are detected by HOUSEHOLD NAME

- **Method:**

GET



PROOF OF CONCEPT FOR QUOTING, UPLOADING, CASS, NCOA, DUPLICATE DETECTION, PRESORT, MAIL.DAT, DOCUMENTATION AND PRINT FILE

- **URL Params**

Required:

`<guid>`

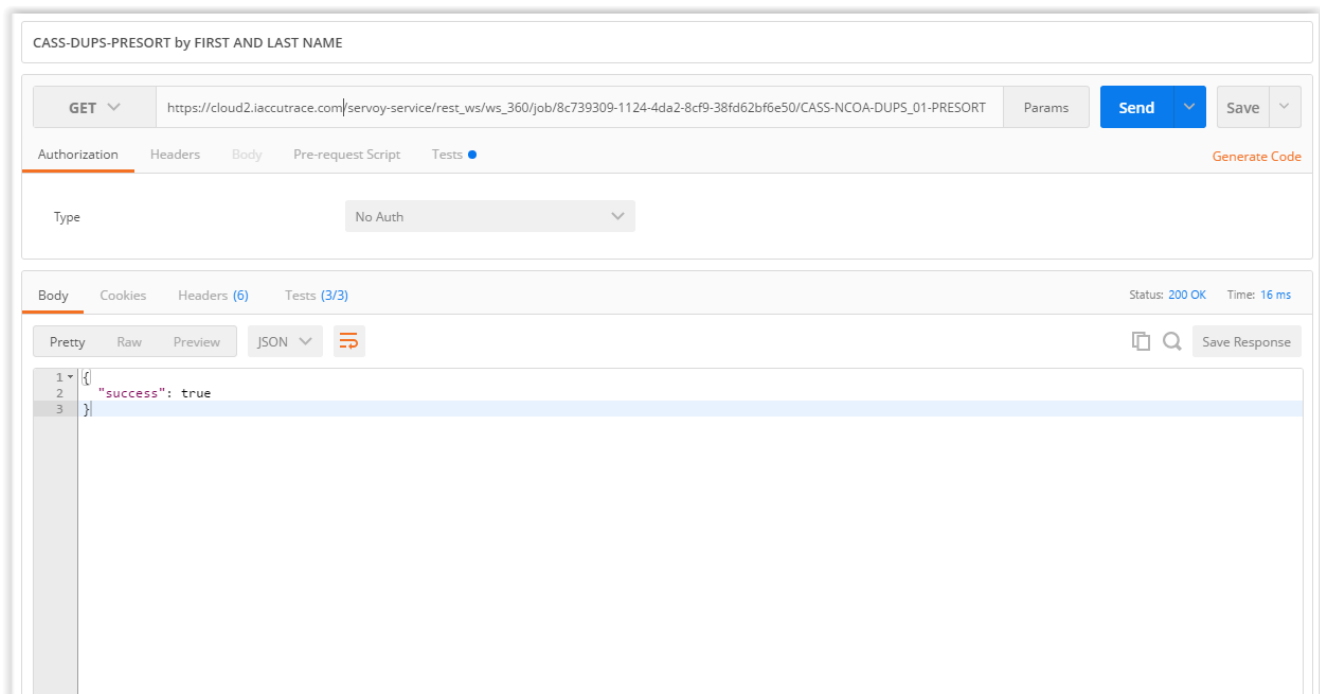
- **Success Response:**

- **Content:** `{"success":true}`

- **Error Response:**

- **Content:** `HTTP 500 – INTERNAL_SERVER_ERROR`

- **Sample Call using POSTMAN – REST Client:**



- **Notes:**

This REST API call does it all, however, it requires the successful “Upload File” and “Update Quote” calls first.



PROOF OF CONCEPT FOR QUOTING, UPLOADING, CASS, NCOA, DUPLICATE DETECTION, PRESORT, MAIL.DAT, DOCUMENTATION AND PRINT FILE

Download Print Ready, Presorted CSV or Preview CSV (First 25-records)

Use this web service to download the print-ready CSV file that has been CASS Certified, processed through NCOALink (if applicable), Deduped (if applicable) and Presorted for the lowest postal discounts. You can also download just the first 25-records of the Print Ready, Presorted CSV to use for preview.

You may also download the entire file that was CASS or CASS/NCOALink processed in JSON format using =json

- **URL**

https://cloud2.iaccutrace.com/ws_360_webapps/download.jsp?guid=<guid>&ftype=<type>

- **Method:**

GET

- **URL Params**

Required:

<guid>

<type>

- csv
- prev.csv
- json
- presort.json

- **Success Response:**

- **Content:** CSV file

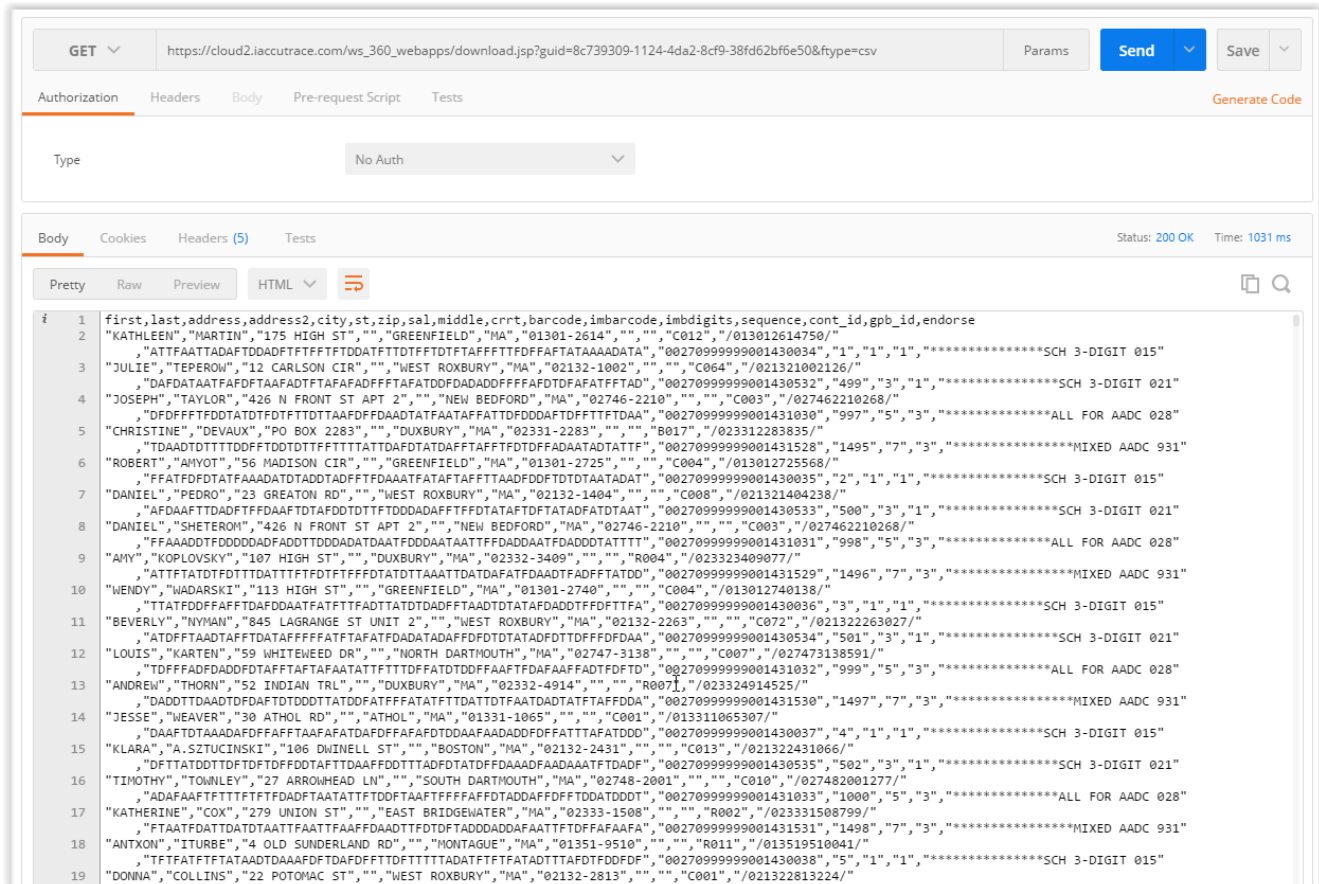
- **Error Response:**

- **Content:** HTTP 500 – INTERNAL_SERVER_ERROR
- **Content:** HTTP 500 – BAD REQUEST
- **Content:** HTTP 200 – OK with error within response body
 - {"success":false,"message":"File with specified extension does NOT exist or belong to downloads for submitted GUID prev.csv"}



PROOF OF CONCEPT FOR QUOTING, UPLOADING, CASS, NCOA, DUPLICATE DETECTION, PRESORT, MAIL.DAT, DOCUMENTATION AND PRINT FILE

- **Sample Call using POSTMAN – REST Client:**



- **Notes:**

This web service will stream the text file direct.



PROOF OF CONCEPT FOR QUOTING, UPLOADING, CASS, NCOA, DUPLICATE DETECTION, PRESORT, MAIL.DAT, DOCUMENTATION AND PRINT FILE

Download USPS Documentation as PDF or eDoc (Mail.dat for PostalOne!)

Use this web service to download a bookmarked PDF of the USPS Documentation. It will include as applicable, Mailing Statement, Qualification Report, CASS Certificate, NCOALink Certificate, Presort Summary, along with other supplemental reports that may be added.

- **URL**

https://cloud2.iaccutrace.com/ws_360_webapps/download.jsp?guid=<guid>&ftype=<type>

- **Method:**

GET

- **URL Params**

Required:

<guid>

<type>

- pdf
- maildat.zip

- **Success Response:**

- **Content:** PDF file; Mail.dat Files for PostalOne! eDoc

- **Error Response:**

- **Content:** HTTP 500 – INTERNAL_SERVER_ERROR



PROOF OF CONCEPT FOR QUOTING, UPLOADING, CASS, NCOA, DUPLICATE DETECTION, PRESORT, MAIL.DAT, DOCUMENTATION AND PRINT FILE

- **Sample Call using POSTMAN – REST Client:**

United States Postal Service

Postage Statement - Standard Mail

Post Office: Note Mail Arrival Date & Time (Do Not Round-Stamp)

Mailer	Permit Holder's Name and Address and Email Address, if Any	Telephone	Name and Address of Mailing Agent (if other than permit holder)	Telephone	Name and Address of Mail Owner (if other than permit holder)
	CAPS Cust. Ref. No. <u>N/A</u>		CRID <u>N/A</u>		CRID <u>N/A</u>
Post Office of Mailing ATASCADERO CA 93422		Processing Category	Mailer's Mailing Date 06/17/2014	Federal Agency Cost Code N/A	Statement Seq. No. N/A
Type of Postage <input checked="" type="checkbox"/> Permit Imprint <input type="checkbox"/> Precanceled Stamps <input type="checkbox"/> Metered		<input checked="" type="checkbox"/> Letters <input checked="" type="checkbox"/> Flats <input type="checkbox"/> Marketing Parcels <input type="checkbox"/> Parcels - Machinable <input type="checkbox"/> Parcels - Irregular <input type="checkbox"/> CMM	SSF Transaction #	Total # of Pieces in Mailing 1,980	
		Weight of a Single Piece	Combined Mailing <input type="checkbox"/> Mixed Class	Total Weight	
					No. and Type of Containers 10 - Sacks

- **Notes:**

This web service will stream the PDF file direct.



PROOF OF CONCEPT FOR QUOTING, UPLOADING, CASS, NCOA, DUPLICATE DETECTION, PRESORT, MAIL.DAT, DOCUMENTATION AND PRINT FILE

PostalOne! Automated Upload, Update, Cancel, and Delete

Use this web service call to communicate with PostalOne! using to Upload, Update, Cancel and Delete Full-Service Mail.dat jobs.

- **URL**

https://cloud2.iaccutrace.com/servoy-service/rest_ws/ws_360/v2_0/job/<guid>/POSTALONE

- **Method:**

GET

- **URL Params**

Required:

<guid>

- **Success Response:**

- **Content:** {"success":true}

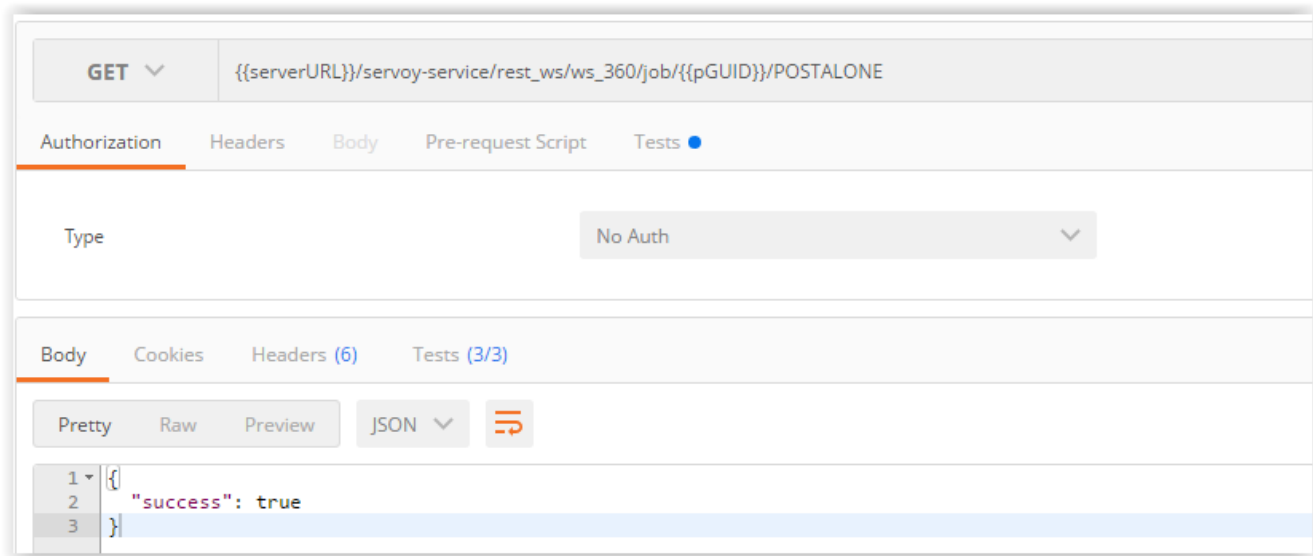
- **Error Response:**

- **Content:** HTTP 500 – INTERNAL_SERVER_ERROR



PROOF OF CONCEPT FOR QUOTING, UPLOADING, CASS, NCOA, DUPLICATE DETECTION, PRESORT, MAIL.DAT, DOCUMENTATION AND PRINT FILE

- **Sample Call using POSTMAN – REST Client:**



- **Important:**

It is very, very important that before you make the POSTALONE call, that you call UPDATE QUOTE with the correct Mail.dat values.

Call **UPDATE QUOTE** (see above) with these important values:

```
{
  "p1_env": "{{environment}}",
  "p1_usr": "{{username}}",
  "p1_psw": "{{password}}",
  "p1_action": "{{action}}",
  "mailing_date": "{{mailingdate}}"
}
```

Note: "maildat_jobid" must be unique and a maximum of 8-bytes, Alpha/Numeric only. If this JSON value is not provided, the first 8-bytes of the Input File name is used.

See: See available settings: http://www.accuzip.com/files/json_values.xlsx for the JSON object possible values.



PROOF OF CONCEPT FOR QUOTING, UPLOADING, CASS, NCOA, DUPLICATE DETECTION, PRESORT, MAIL.DAT, DOCUMENTATION AND PRINT FILE

- **Example of how to use the POSTALONE! RESTful API call.**

It is important follow the basic steps below in order to successfully use the POSTALONE RESTful API call.

- **UPLOAD FILE**
 - Use the {{guid}} in the response to make the rest of the calls
- **GET QUOTE**
 - This call is important so that you know the upload was not only successful, you know that our backend has accepted the input file and generated a preliminary postage quote.
- **UPDATE QUOTE**
 - Send all of the Presort settings, including the very important unique {{maildat_jobid}} or the first 8-bytes of the Input File name is used and must be unique for each job.
- **CASS-NCOA-DUPS_01-PRESORT**
 - You can also call CASS or NCOA or DUPS_01 or PRESORT separately. These individual RESTful API calls run Sync, meaning that control is not given back to you until the process is completed. The all-in-one RESTful API call runs Async and returns control back to you immediately, and then when the process is completed, our service makes a callBack to your RESTful API so you can begin the next steps.
- **GET QUOTE**
 - If your service does not support a callBack, then you can use the GET QUOTE RESTful API to check the status of the process. See "Alternate method to callBack".
- **UPDATE QUOTE**
 - Here you can include additional values for PostalOne! communication, such as your Credentials and what PostalOne! Environment you want to use. See http://www.accuzip.com/files/json_values.xlsx for these PostalOne! settings.


```
{
    "p1_env": "{{environment}}",
    "p1_usr": "{{username}}",
    "p1_psw": "{{password}}",
    "p1_action": "{{action}}",
    "mailing_date": "{{mailingdate}}"
}
```
- **POSTALONE**
 - Before you make this call, it is very important you have included your PostalOne! credentials "p1_usr" and "p1_psw", along with the PostalOne! environment "p1_env" and the PostalOne! action "p1_action".
- **GET QUOTE**
 - When the PostalOne! communication is completed, a callBack will be made to your RESTful API. If your service does not support RESTful API a callBack, use GET QUOTE to check the status. See "Alternate method to callBack"



PROOF OF CONCEPT FOR QUOTING, UPLOADING, CASS, NCOA, DUPLICATE DETECTION, PRESORT, MAIL.DAT, DOCUMENTATION AND PRINT FILE

Retrieve Duplicates

Use this web service call to retrieve the duplicate records found in the “Duplicate Detection” web service. It is important to use the same <duplicateSubType> used in the “Duplicate Detection” web service call in order to retrieve the matching records.

- **URL**

https://cloud2.iaccutrace.com/servoy-service/rest_ws/ws_360/v2_0/job/<guid>/DUPLICATES/<duplicateSubType>

- **Method:**

GET

- **URL Params**

Required:

<guid>

<duplicateSubType>

- 01 Address Only and if exists, Company
- 02 First and Last name
- 03 Household name

- **Success Response:**

- **Content:** {"success": true}

- **Error Response:**

- **Content:** {"message": "Missing filter value", "success": false}



PROOF OF CONCEPT FOR QUOTING, UPLOADING, CASS, NCOA, DUPLICATE DETECTION, PRESORT, MAIL.DAT, DOCUMENTATION AND PRINT FILE

- **Sample Call using POSTMAN – REST Client:**

http://accuzip.servoybox.com/servoy-service/rest_ws/ws_360/job/3a9e0527-1108-4a14-bcf4-c041b5d8480c/DUPLICATES/1

Header Value Manage presets

Send Preview Add to collection

body Headers (6) STATUS 200 OK TIME 745 ms

Pretty Raw Preview JSON XML

```

1 {
2   "NoFilteredRows": "40",
3   "Addresses": {
4     "Rows": [
5       {
6         "ozipcode": "00732-7243",
7         "pre": "",
8         "last": "GIMENEZ LUCCHETTI",
9         "stelink": "",
10        "suffix": "",
11        "stno": "72",
12        "address2": "",
13        "errno": "A1",
14        "city": "PONCE",
15        "movedate": "",
16        "dpc": "435",
17        "chkdg": "5",
18        "dp": "43",
19        "financeno": "426930",
20        "countyno": "113",
21        "status": "V",
22        "ocompany": "",
23        "st": "PR",
24        "gpb_id": "1",
25        "jspcid": "00000011",
26        "latitude": "18.01330",
27        "ocity": "PONCE",
28        "barcode": "/007327243435/",
29        "endorse": "*****MIXED AADC 500",
30        "imbdigits": "00261201110000044770",
31        "pmbno": "",
32      }
33    ]
34  }
35 }

```

- **Notes:**

Use the retrieved object to populate a grid that displays all of the duplicate records. If you want to highlight the duplicate records, the object named "x" will contain the value "1". This will allow you to set a trigger that may turn the row in the grid a different color to highlight the duplicate records so they are easily identified.



PROOF OF CONCEPT FOR QUOTING, UPLOADING, CASS, NCOA, DUPLICATE DETECTION, PRESORT, MAIL.DAT, DOCUMENTATION AND PRINT FILE

Retrieve NCOALink Certified Records

Use this web service call to retrieve certain types of NCOALink records to display in a grid for the user to review.

- **URL**

https://cloud2.iaccutrace.com/servoy-service/rest_ws/ws_360/v2_0/job/<guid>/MoveUpdate/<filterSubType>

- **Method:**

GET

- **URL Params**

Required:

<guid>

<filterSubType>

- 1 Moved - COA Matches
- 2 Moved - New Address cannot be confirmed
- 3 Moved - Left No Forwarding
- 4 Moved - Foreign Country
- 5 Moved - New State
- 6 Individual Match
- 7 Family Match
- 8 Business Match
- 99 All NCOALink Matches

- **Success Response:**

- **Content:** {"NoFilteredRows":"1","Addresses":{"Rows":[{"objects}], "success":"true", "TotalRows":"20"}}

- **Error Response:**

- **Content:** HTTP 500 – INTERNAL_SERVER_ERROR



PROOF OF CONCEPT FOR QUOTING, UPLOADING, CASS, NCOA, DUPLICATE DETECTION, PRESORT, MAIL.DAT, DOCUMENTATION AND PRINT FILE

- **Sample Call using POSTMAN – REST Client:**

http://accuzip.servoybox.com/servoy-service/rest_ws/ws_360/job/33058316-a55e-4c20-8d43-5975947f8b73/MoveUpdate/1

Send Preview Add to collection

Body Headers (6) STATUS 200 OK TIME 519 ms

Pretty Raw Preview JSON XML

```

1 {
2   "NoFilteredRows": "152",
3   "Addresses": {
4     "Rows": [
5       {
6         "ozipcode": "01028",
7         "pre_": "",
8         "last": "Smith",
9         "stelink": "",
10        "suffix_": "ST",
11        "stno_": "25",
12        "address2": "",

```

- **Notes:**

Allow the user to review the results, make changes if needed, then call the “Replace All Data” web service to update the main database before presorting.



PROOF OF CONCEPT FOR QUOTING, UPLOADING, CASS, NCOA, DUPLICATE DETECTION, PRESORT, MAIL.DAT, DOCUMENTATION AND PRINT FILE

Retrieve CASS Certified Records

Use this web service call to retrieve certain types of CASS Certified records to display in a grid for the user to review and edit if necessary.

- **URL**

https://cloud2.iaccutrace.com/servoy-service/rest_ws/ws_360/v2_0/job/<guid>/CleanAddresses/<filterSubType>

- **Method:**

GET

- **URL Params**

Required:

<guid>

<filterSubType>

- 2 Unit number provided but not verified
- 3 Unit number missing from known high-rise address
- 4 Vacant
- 5 Business address
- 6 Private Mail Box address
- 7 Address not valid
- 8 Missing address element(s)
- 9 Foreign
- 99 All

- **Success Response:**

- **Content:** `{{"NoFilteredRows":"5","Addresses":{"Rows":{"objects}}},"success":"true","TotalRows":"20"}`

- **Error Response:**

- **Content:** HTTP 500 – INTERNAL_SERVER_ERROR



PROOF OF CONCEPT FOR QUOTING, UPLOADING, CASS, NCOA, DUPLICATE DETECTION, PRESORT, MAIL.DAT, DOCUMENTATION AND PRINT FILE

- **Sample Call using POSTMAN – REST Client:**

http://accuzip.servoybox.com/servoy-service/rest_ws/ws_360/job/3a9e0527-1108-4a14-bcf4-c041b5d8480c/CleanAddresses/2

Send Preview Add to collection

Body Headers (6) STATUS 200 OK TIME 431 ms

Pretty Raw Preview JSON XML

```

1 {
2   "NoFilteredRows": "57",
3   "Addresses": {
4     "Rows": [
5       {
6         "ozipcode": "00907",
7         "pre_": "",
8         "last": "Valderas",
9         "stelink": "",
10        "suffix_": "",
11        "stno_": "72",
12        "address2": "",
13        "address1": ""
14      }
15    ]
16  }
17 }

```

- **Notes:**

You can allow the user to edit the CASS Certified result and make corrections. Then using the CASS REST API Documentation (<https://api.iaccutrace.com/docs/api-cass>), you can create a one-button CASS Certified lookup to correct the address on-the-fly.



PROOF OF CONCEPT FOR QUOTING, UPLOADING, CASS, NCOA, DUPLICATE DETECTION, PRESORT, MAIL.DAT, DOCUMENTATION AND PRINT FILE

Replace All Data

Use this web service call to write back all modified rows to the Cloud. This web service call would be used if you allowed the customer to edit the CASS Certified, NCOALink Certified or Duplicate Detection records where you displayed in a grid for the user to modify. This web service call should be processed before the Presort web service.

- **URL**

https://cloud2.iaccutrace.com/servoy-service/rest_ws/ws_360/v2_0/job/<guid>

- **Method:**

PUT

- **URL Params**

Required:

<guid>

- **Header Params**

Accept application/json or application/xml

- **Data Params**

See objects in these web service GET

- Retrieve CASS Certified Records; Retrieve NCOALink Certified Records; Retrieve Duplicates

- **Success Response:**

- **Content:** HTTP 200 - OK

- **Error Response:**

- **Content:** HTTP 404 – NOT_FOUND



PROOF OF CONCEPT FOR QUOTING, UPLOADING, CASS, NCOA, DUPLICATE DETECTION, PRESORT, MAIL.DAT, DOCUMENTATION AND PRINT FILE

- **Sample Call using POSTMAN – REST Client:**

http://accuzip.servoybox.com/servoy-service/rest_ws/ws_360/job/3a9e0527-1108-4a14-bcf4-c041b5d8480c/CleanAddresses/2

Send

Preview

Add to collection

Body

Headers (6)

STATUS

200 OK

TIME

431 ms

Pretty

Raw

Preview



JSON

XML

```

1 {
2   "NoFilteredRows": "57",
3   "Addresses": {
4     "Rows": [
5       {
6         "ozipcode": "00907",
7         "pre_": "",
8         "last": "Valderas",
9         "stelink": "",
10        "suffix_": "",
11        "stno_": "72",
12        "address2": "",
13        "address1": ""
14      }
15    ]
16  }
17 }
```

- **Notes:**

You can allow the user to edit the CASS Certified result and make corrections. Then using the CASS REST API Documentation (<https://api.iaccutrace.com/docs/api-cass>), you can create a one-button CASS Certified lookup to correct the address on-the-fly.